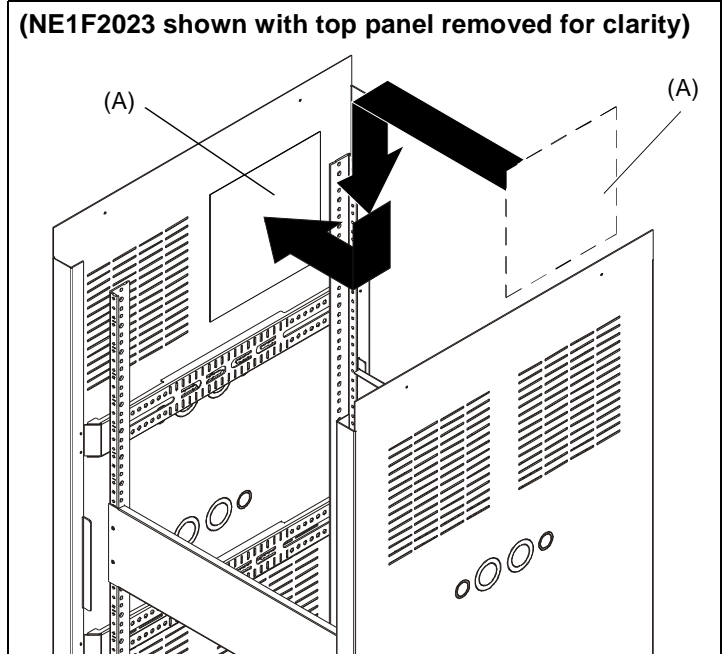
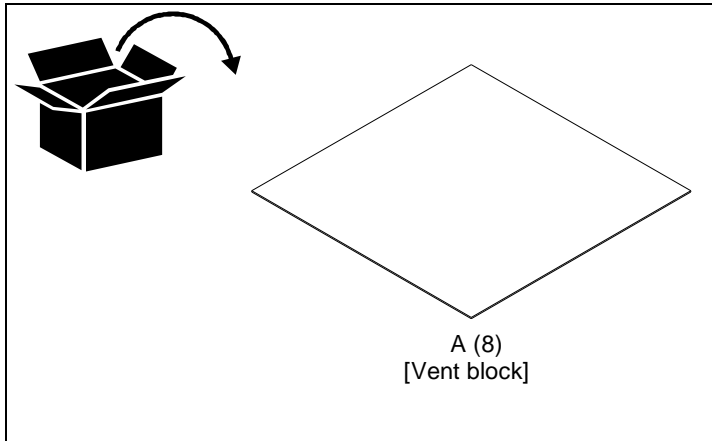


INSTALLATION INSTRUCTIONS

NAV8B Vent Block Kit

The NAV8B vent block kit is designed for use with Chief® racks.

PARTS INCLUDED




INSTALLATION

1. Attach magnetic vent blocks (A) to the inside of the rack, as required. (See Figure 1)

Figure 1

©Chief is a registered trademark of Milestone AV Technologies.
All rights reserved.

DIMENSIONS



Milestone AV Technologies, and its affiliated corporations and subsidiaries (collectively, "Milestone"), intend to make this manual accurate and complete. However, Milestone makes no claim that the information contained herein covers all details, conditions or variations, nor does it provide for every possible contingency in connection with the installation or use of this product. The information contained in this document is subject to change without notice or obligation of any kind. Milestone makes no representation of warranty, expressed or implied, regarding the information contained herein. Milestone assumes no responsibility for accuracy, completeness or sufficiency of the information contained in this document.