


**CONTRACTOR:**

Chief Manufacturing Inc.  
 8401 Eagle Creek Pkwy, Ste. 700  
 Savage, MN 55378  
 P 800.582.6480 ■ F 877.894.6918 ■ chief@chiefmfg.com  
 www.chiefmfg.com/office


FSC GROUP 71, PART 1  
 FSC CLASS 7110  
 OFFICE FURNITURE

CONTRACT NUMBER: GS-02F-0149R  
 CONTRACT PERIOD: 6 June, 2005 – 5 June, 2010  
 DUNS #: 08-6115946

**MOVO™ PRICE LIST****HEIGHT ADJUSTABLE, ARTICULATING MONITOR MOUNTS**




	Model	Mounting Arm(s)	Connection	Monitors	GSA Price
	KWV-110	Single	Wall*	Single	\$182
	KWG-110	Dual	Wall*	Single	\$206
	KWB-110	Triple	Wall*	Single	\$230
	KCV-110	Single	Desk	Single	\$190
	KCG-110	Dual	Desk	Single	\$214
	KCB-110	Triple	Desk	Single	\$238
	KWV-220	Single	Wall*	Dual	\$282
	KWG-220	Dual	Wall*	Dual	\$306
	KCV-220	Single	Desk	Dual	\$290
	KCG-220	Dual	Desk	Dual	\$314

**PIVOT AND SWING MONITOR MOUNTS**

	Model	Mounting Arm(s)	Connection	Monitors	GSA Price
	KWP-110	Pivot/Pitch	Wall*	Single	\$106
	KWS-110	Single	Wall*	Single	\$130
	KWD-110	Dual	Wall*	Single	\$154
	KCS-110	Single	Desk	Single	\$138
	KCD-110	Dual	Desk	Single	\$162
	KWS-220	Single	Wall*	Dual	\$230
	KWD-220	Dual	Wall*	Dual	\$254
	KCS-220	Single	Desk	Dual	\$238
	KCD-220	Dual	Desk	Dual	\$262
	KWS-320	Single	Wall*	Triple	\$258
	KWD-320	Dual	Wall*	Triple	\$282
	KCS-320	Single	Desk	Triple	\$266
	KCD-320	Dual	Desk	Triple	\$290

\* Must select interface bracket (OFB) from Chief Office Systems Cross-Reference Chart.

## ACCESSORIES

	Model	Description	GSA Price
 KSA-1004	<b>KSA-1001</b>	Wall Plate Adapter	\$60
	<b>KSA-1002</b>	Desk Mount Adapter	\$90
	<b>KSA-1003</b>	Extension Arm	\$34.40
 KSA-1007	<b>KSA-1004</b>	Extension Height-Adjustable Arm	\$110
	<b>KSA-1005</b>	Arm Security Hardware Kit	\$22.80
	<b>KSA-1007</b>	Centris Quick Release Interface	\$58
	<b>KSA-1009</b>	Height-Adjustable Arm Security Kit	\$10.80
 KMA-320	<b>KSA-1012</b>	Extended Desk Clamp Connection	\$18
	<b>KMA-220</b>	Dual Monitor Array	\$130
	<b>KMA-320</b>	Triple Monitor Array	\$158

## ORDERING STEPS

1. Determine which mount fits your application needs and order the appropriate part number.
2. Verify that your monitor is \*VESA® compliant (75 mm x 75 mm or 100 mm x 100 mm). If your monitor does not match either of these hole patterns or to confirm compatibility, cross-reference your monitor on the 2005 Chief Office Systems Cross-Reference Chart, or call Customer Service at 1.800.582.6480 or 952.894.6280. Prices subject to change with non-VESA® monitors.
3. Determine color. Please specify S for silver or B for black after the model number. For example: If ordering a KWP-110 in silver, the part number would read KWP-110S.
4. For any wall mount, determine which office interface bracket fits your application needs and order the appropriate part number by cross-referencing your office system and installation option on the MOVO™ Cross-Reference (reference next page). This OFB bracket ships standard with the mount and must be specified at the time of order.
5. Verify that your display meets the specified weight capacity of the mount.
6. Determine which accessories you may need for your application. Please reference the accessories listed above.

\* VESA® is a Flat Panel Monitor Physical Mounting Interface Standard (FPMPMI™).

Manufacturers include this hole pattern on the back of monitors for mounting purposes. A typical VESA® hole pattern for monitors under 23" diagonal can be one of two sizes: 75 mm x 75 mm or 100 mm x 100 mm. Chief's mounts fit both 75 mm x 75 mm and 100 mm x 100 mm VESA® compliant monitors. If the mounting hole pattern on the back of your monitor matches either of these dimensions, order the mount that meets your application needs. If your hole pattern does not reflect either of these standards or to confirm compatibility, please call Chief Customer Service at 1.800.582.6480 or 952.894.6280. (Prices subject to change with non-VESA® monitors.)

# MOVO™ CROSS-REFERENCE CHART

Manufacturer	Panel to Panel System	Connection	Corner Panel	Single Row Tool Tile	Wall Track
<b>Allsteel</b>	8000	OFB-100	OFB-118	Not Recommended	OFB-100
	Concencys	OFB-101	OFB-119	Not Recommended	OFB-101
	Terrace	OFB-102	OFB-120	Not Recommended	OFB-142
<b>Details</b>	WorkFlo® Rail	Not applicable	Not Applicable	Not Applicable	Not Applicable
<b>Global</b>	Evolve Systems	OFB-117	OFB-136	Not Applicable	OFB-150
<b>Haworth</b>	Places	OFB-103	OFB-121	Not Applicable	OFB-143
	Premise	OFB-104	OFB-122	OFB-155*	OFB-144
	Unigroup	OFB-103	OFB-121	Not Applicable	OFB-143
<b>Herman Miller</b>	Action Office	OFB-105	OFB-123	OFB-168	OFB-145
	Ethospace	OFB-106	OFB-124 OFB-168	OFB-137	OFB-107
	Q-System	OFB-107	OFB-125	OFB-168	OFB-107
	Resolve	OFB-153 Vertical Pole connection type			
<b>Hon</b>	Initiate	OFB-108 OFB-164 Off-Modular connection type	OFB-126	Not Applicable	OFB-108
	Hon WorkFlo® Rail	OFB-167 Off-Modular connection type			
<b>Kimball</b>	Xsite	Not Applicable	Not Applicable	OFB-168	Not Applicable
<b>Knoll</b>	Currents	Not Applicable	Not Applicable OFB-168*	OFB-138*	Not Applicable
	Dividends	OFB-109	OFB-127	OFB-139*	Not Applicable
	Equity	OFB-110	OFB-128	OFB-139*	OFB-110
	Morrison	OFB-111	OFB-129	OFB-139*	Not Applicable
<b>Maxon</b>	Empower	OFB-174*	OFB-173	Not Applicable	Not Applicable
	Parallel	OFB-172	OFB-171	Not Applicable	Not Applicable
	TL2	OFB-170	OFB-169	Not Applicable	Not Applicable
<b>Rosemount</b>	Velocity	OFB-161	Not Applicable	OFB-168*	Not Applicable
<b>Steelcase</b>	9000	OFB-112	OFB-130	OFB-140*	OFB-146
	Answer	OFB-113	OFB-131	OFB-140*	OFB-147
	Avenir	OFB-114	OFB-132	OFB-140*	OFB-148
	Context	OFB-175 Off-Modular connection type			
	Montage	Not Applicable	Not Applicable	OFB-140*	Not Applicable
<b>Tayco</b>	Cosmopolitan	OFB-158	OFB-159	OFB-160*	Not Applicable
<b>Teknion</b>	Boulevard	OFB-115	OFB-133	Not Applicable	Not Applicable
	Outpost	OFB-154 Vertical Pole connection type			
<b>TOS</b>	OFB-116	OFB-134	OFB-141* OFB-168*	Not Applicable	
	Leverage	OFB-116	OFB-135 OFB-168*	OFB-141*	Not Applicable
<b>Transit</b>	OFB-157	Not Recommended	OFB-141* OFB-168*	OFB-149 OFB-151*	
<b>Trendway</b>	Choices	OFB-162	OFB-163	Not Applicable	Not Applicable
	Contrada	OFB-165	OFB-166	Not Applicable	Not Applicable
<b>Woodtronics</b>		Not Applicable	Not Applicable OFB-168*	OFB-156*	Not Applicable

\* 20 lbs maximum, Double-wall track

OFB-168 is a universal tool tile bracket (fits most tool tile systems with a 1.75" – 4.45" gap)

# TERMS AND CONDITIONS

**GSA CONTRACT:** GS-02F-0149R

**EFFECTIVE:** June 6, 2005

- 1A. **Special Item Number:** 711-2 Worksurfaces Workstations  
Computer Furniture and Accessories
2. **Maximum Order Limitation:** \$250,000.00
3. **Minimum Order:** \$100.00
4. **Geographic Coverage:** 48 CONUS and Washington DC
5. **Point of Production:** Savage, MN 55378
6. **Discount:** Prices shown are Net Government Price (discounts deducted)
7. **Quantity Discount:**
- | Sales Volume        | Price                          |
|---------------------|--------------------------------|
| \$0 – \$40,000      | Net Prices Shown               |
| \$40,000 – \$50,000 | 12.5% additional off Net price |
| \$50,000 – \$67,000 | 25% additional off Net price   |
| \$67,000+           | 28.8% additional off Net price |
8. **Prompt Payment Terms:** NET 30 Days
9. **Government Commercial Credit Cards:** Accepted
10. **Foreign Terms:** Not Available
- 11A. **Time of Delivery:** 15 – 30 Days A.R.O.
- 11B. **Expedited Delivery:** Orders below 25 units ship in 1 – 3 days
- 11C. **Overnight/2-Day Delivery:** Contact Chief
- 11D. **Urgent Requirements:** Contact Chief
12. **FOB Point:** Destination (Chief Manufacturing Inc)
13. **Ordering Address:** 8401 Eagle Creek Pkwy, Suite 700  
Savage, MN 55378  
P 800.582.6480  
F 877.894.6918  
www.chiefmfg.com  
chief@chiefmfg.com
14. **Payment Address:** Same as above
15. **Warranty:** Chief warrants its products to be free of defects in material and workmanship for 10 years. Gas cylinder and one-way bearing mechanisms have a 5-year limited warranty. All warranties are in effect for the original purchaser only.
16. **Export Packing Charges:** N/A
17. **Terms of Government Commercial Credit Card Acceptance:** N/A
18. **Rental/Maintenance/Repair Terms:** N/A
19. **Installation Terms:** Contact Factory
20. **Repair Parts, etc:** See Warranty
21. **List of Service and Distribution Points:** Contact Factory
22. **List of Participating Dealers:** Contact Factory
23. **Preventive Maintenance:** Contact Factory
24. **Environmental Attributes:** In Compliance
25. **DUNS:** 08-6115946  
**FEDID:** 04-3507597  
**Cage Code:** 34LX0
26. **Notification Regarding Registration in Central Contact Registration (CCR) Database:** Chief Manufacturing is registered.

## Product Design

Chief Manufacturing reserves the right to make changes in design and construction, as well as discontinue products at any time and without prior notice. All weights and measurements are approximate.

## Claims>Returns/Cancellations

The customer must inspect all goods upon receipt. If goods appear damaged, do not unpack the goods, please contact Chief immediately. Under no circumstances is Chief responsible for damages or shortages in transit. No goods will be accepted by Chief for exchange or credit without our prior authorization and a Return Authorization number.

## Changes to Orders

Expedited shipments begin the production and shipping fulfillment process, therefore, it is often not possible to change these orders. Other orders will be changed as possible. In all cases, the customer is responsible for incremental charges incurred because of the change.