

DYNAMIC LIT ARM
 LENGTH RANGE
 STRAIGHT = MAX
 FULL UP/DOWN = MIN

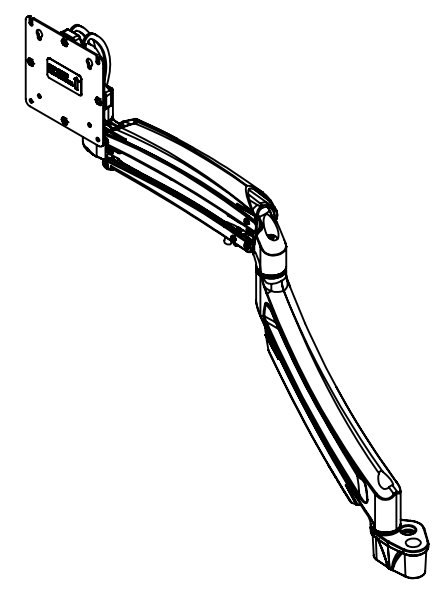
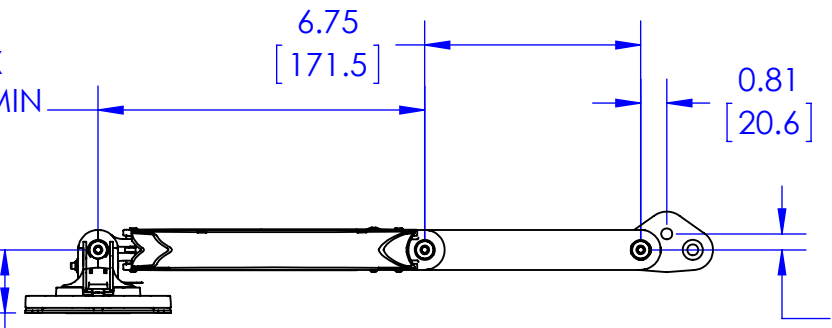
10.21
 7.12
 [259.3]
 [180.9]

1.97
 [50.1]

6.75
 [171.5]

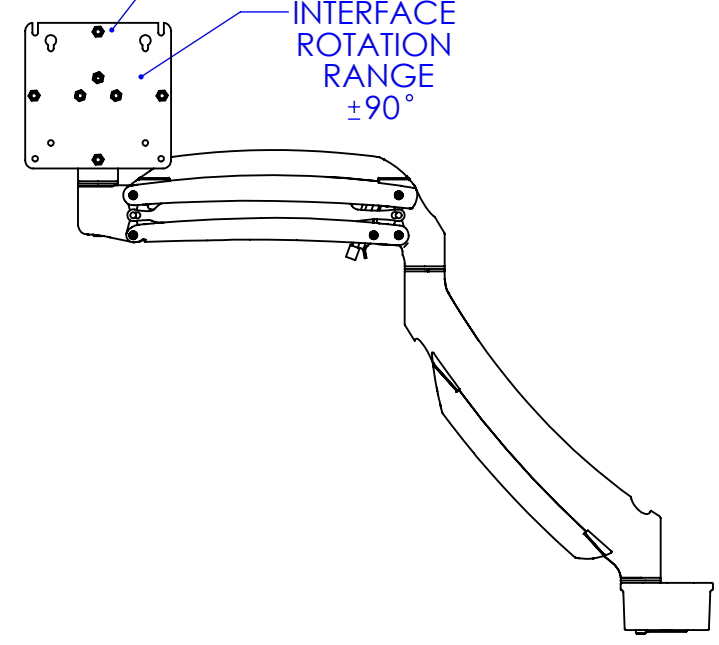
0.81
 [20.6]

0.50
 [12.7]

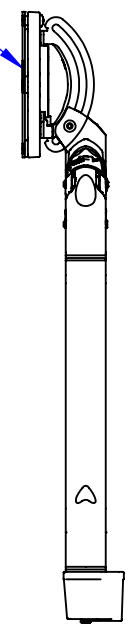


MOUNTING PATTERN
 COMPATIBILITY
 100 X 100
 75 X 75

INTERFACE
 ROTATION
 RANGE
 ±90°



TILT RANGE
 75° UP
 10° DOWN



THE INFORMATION AND DESIGNS CONTAINED IN THIS DRAWING ARE CONFIDENTIAL AND THE PROPRIETARY PROPERTY OF MILESTONE AV TECHNOLOGIES NEITHER THIS DESIGN NOR ANY INFORMATION CONTAINED IN THIS DRAWING MAY BE REPRODUCED OR DISCLOSED TO OTHERS WITHOUT THE EXPRESS WRITTEN CONSENT OF MILESTONE AV TECHNOLOGIES.

CAD GENERATED DRAWING, DO NOT MANUALLY UPDATE.			CHIEF 6436 CITY WEST PKWY EDEN PRAIRIE MN, 55344 PHONE: 866-977-3901 FAX: 877-894-6918		
DRAWN BY	PMS	9/22/2014	DESCRIPTION KRA227		
ENG APPROVAL			MODEL NO. K1D220		
MFG APPROVAL			SIZE DWG. NO. B TECH-000643		
QA APPROVAL			REV. 01		
SHEET 1 OF 1		SCALE 1:6			