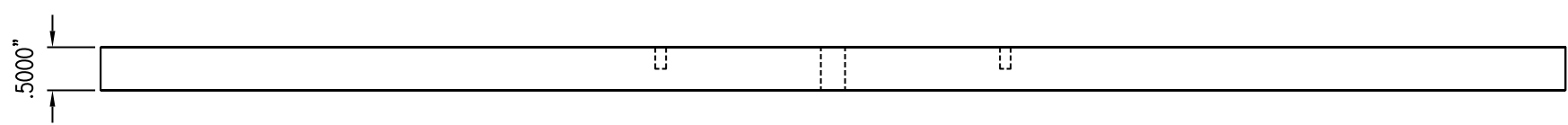
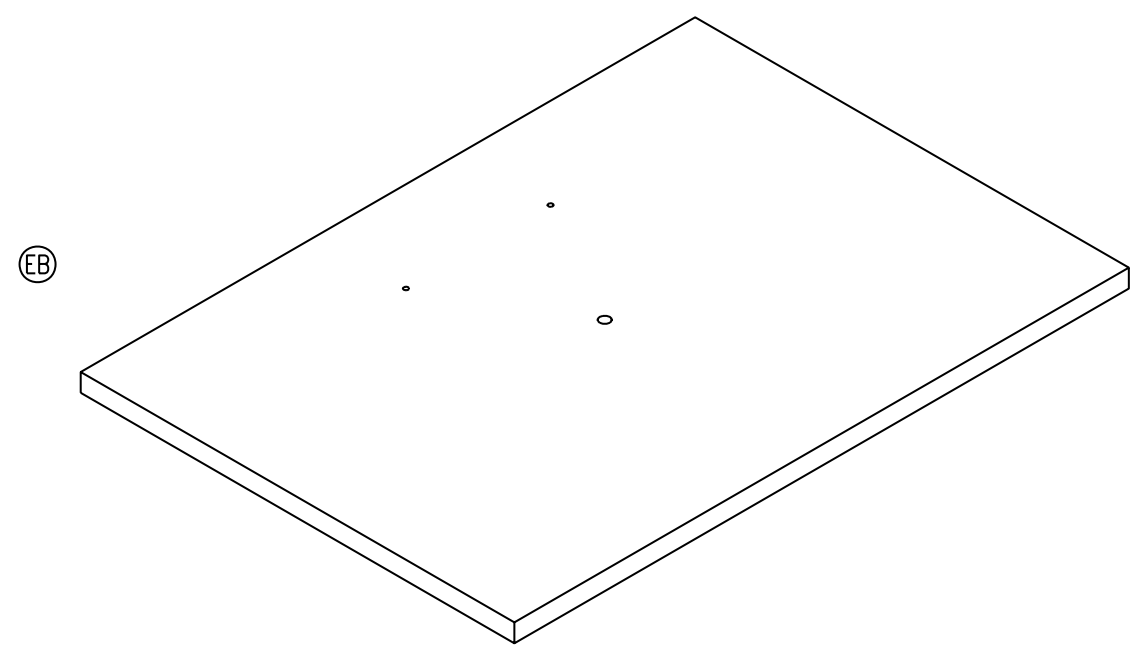
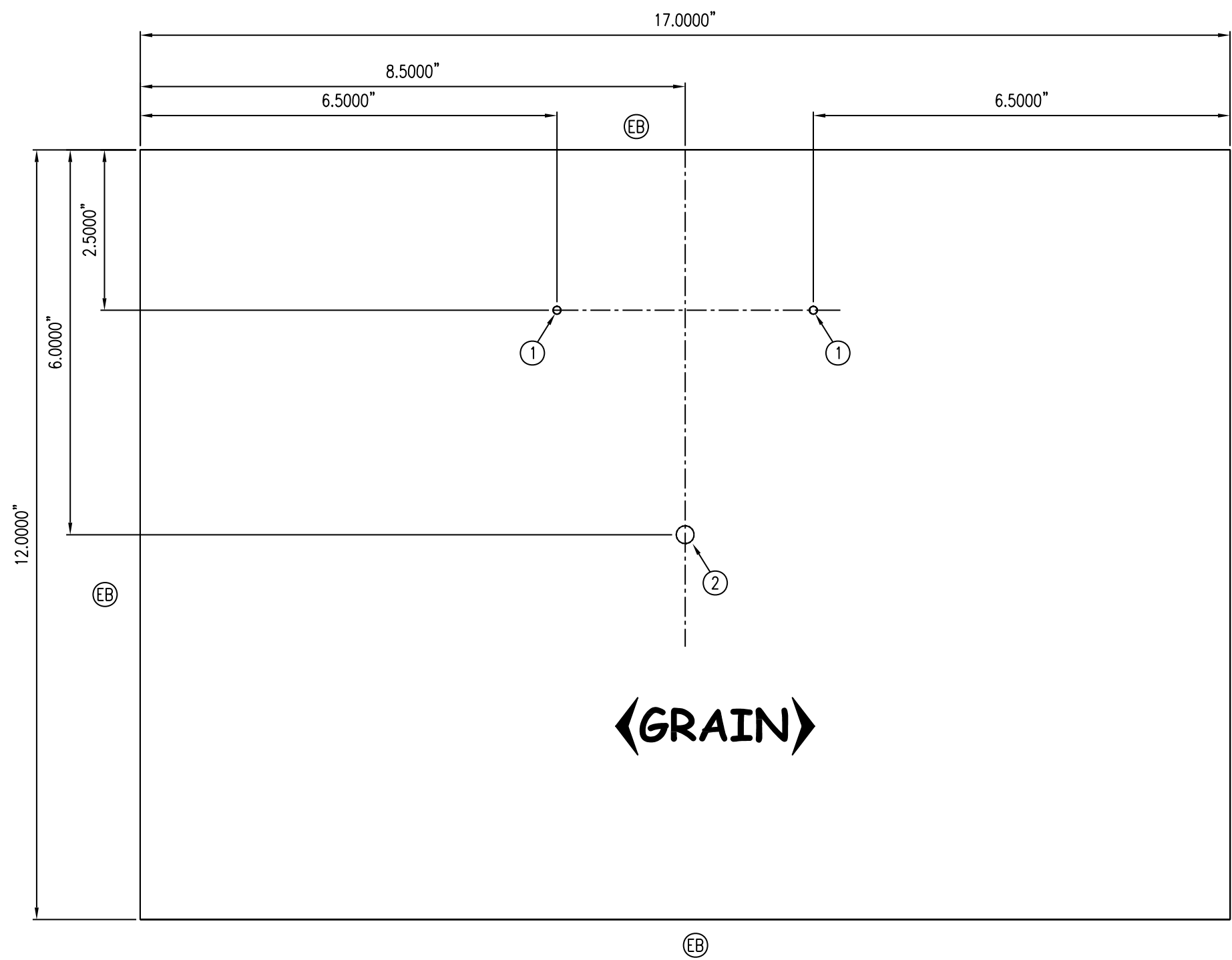


ITEM	QTY	HOLE CHART	
1	2	.125" $\phi$ x .250" DEEP	-
2	1	.281" $\phi$ THRU HOLE	-



1 PIECE PER UNIT

ⓔⓑ = EDGE BAND

NOTES  
1. ALL DIMENSIONS ARE FINISHED DIMENSIONS

MATERIAL	1/2"	FINISH	BLACK
TOLERANCES UNLESS OTHERWISE SPECIFIED X= .094 XX= .062 XXX= .031			
△			
△			
△			
REV.	DESCRIPTION	DATE	

**raXess**

261 BUFFALO AVENUE  
 PATERSON \* NEW JERSEY \* USA \* 07503  
 PHONE: 800.398.7299 \* IN NJ: 973.523.5105  
 FAX: 973.523.5106 \* E-MAIL: sales@raxess.com

ON THE WEB: www.raxess.com

TITLE				RTB WOOD SHELF			
SIZE	SCALE	DRAWN BY:	APPROVED BY:				
B	1 : 2	CHRIS DU HAIME	DATE:				
DRAWING NUMBER			SHEET	REV			
RTB-WOOD			OF				

SHAREALL SERVER ENGINEERING